



DYNAMIC

COLORES COLORS

EVOLUTION
EXTRUDED PORCELAIN TILE

- GRES EXTRUSIONADO PORCELÁNICO**
PORCELAIN EXTRUDED TILE
- REVESTIMIENTO**
WALL TILE
- INTERIOR**
INDOOR
- EXTERIOR**
OUTDOOR
- RESISTENCIA A ÁCIDOS Y BASES**
RESISTANCE TO ACIDS AND BASES
- RESISTENCIA A LA HELADA**
FROST PROOF
- SIN MANTENIMIENTO**
NO MAINTENANCE
- SUPERFICIE MATE**
MATT SURFACE




- 7,5 x 30**
3" x 12"
- ARCH 15 x 30**
6" x 12"
- ANGLE 12,5 x 30**
5" x 12"
- LANCE 10 x 30**
3,9" x 12"
- BLOCK 10 x 30**
3,9" x 12"
- CUBIK 26 x 30**
10,1" x 12"

BASES COMBINABLES SERIE ART COMBINABLE BASES



COLORES DYNAMIC LANCE DYNAMIC LANCE COLORS

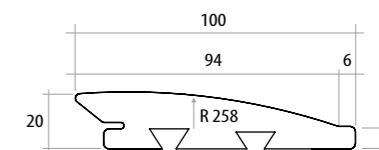


DETALLE DETAIL

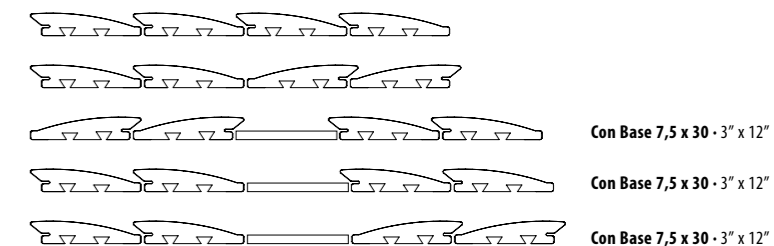


DYNAMIC LANCE FROST 10 x 30 - 3,9" x 12

PERFIL PROFILE



ESTE PRODUCTO PERMITE DIFERENTES COLOCACIONES:
THIS PRODUCT ALLOWS DIFFERENT PLACEMENTS:



PACKING BASES

| FORMATO | PULGADAS | PZ/CAJA | M² | CAJA/PLT | PESO/CAJA | PESO/PLT |
|---------------|------------|---------|-------|----------|-----------|----------|
| LANCE 10 x 30 | 3,9" x 12" | 24 | 0,725 | 24 | 22,8 | 565 |

PACKING BASES

| FORMATO | PULGADAS | PZ/CAJA | M² | CAJA/PLT | PESO/CAJA | PESO/PLT |
|----------|----------|---------|------|----------|-----------|----------|
| 7,5 x 30 | 3" x 12" | 21 | 0,47 | 120 | 8,11 | 990 |